

ALCHIMICA INDIA PVT.LIMITED

21, Thiru Nagar, Vadapalani,
Chennai - 600 026, Tamil nadu, India.
Hand ph: +91-7358376908
Email Id: mr@alchimica.co.in

**DATE: 19.3.16**

SITE NAME	:	Divyasree Tech Park
APPLICATOR	:	OPUS Waterproofing Bengaluru
CLIENT NAME	:	Mr. R N Girinath (AGM- Projects)
PROJECT DETAILS	:	Smart deck car park flooring
TECHNICAL & APPLICATION		
SUPPORT	:	Aakash Jayasankaran (ALCHIMICA)

SMART DECK CAR PARK FLOORING**TREATMENT DETAILS:****1) MATERIAL USED:**

- | | | |
|----------------------------------|---|---------------------------|
| a. Microsealer 50 – Primer | @ | 100 gms/sqmt |
| b. Hyperdesmo D2K Grey–Main Coat | @ | 150 gms/sqmt * 2 coats |
| c. Aquasmart TC Protective coat | @ | 200 gms/sqmt |
| d. Water based Colour (APEX) | @ | 5 % / Ltr of Aquasmart TC |

2) MONTH AND YEAR OF COMPLETION:

- Nov 201

APPLICATION PROCEDURE


1) Surface Finish by Buffing Machine





2) After finishing surface preparation, the dust is cleaned by the blower machine.



3) After the surface is cleaned Priming is done With Microsealer 50 @ 100gms/sqmt



4) After 2 hours First Coat D2K at 150 gms/sqmt




5) Sand Sprinkling immediately after the first coat




6) Second Coat is applied after 1 hour, after removing the excess sand from the first coat






7) By using the masking tape , area is marked for different utility



8) After 17 hours , Aquasmart TC is applied with 5% Yellow colour for border marking ,5% Green colour for Driveway, 5% blue colour for walkway and 5% Pink colour Number Frame



9) FINAL PICTURE



PREPARED BY,
MOHAMED RAFI. I,
ALCHIMICA,
INDIA.